

# Lasting beauty for your home

Traditional 2500 Windows and Doors



# Saving energy, money and the environment

With energy prices soaring, you need a window and door system that insulates your home, helping to reduce fuel bills and cut carbon emissions.

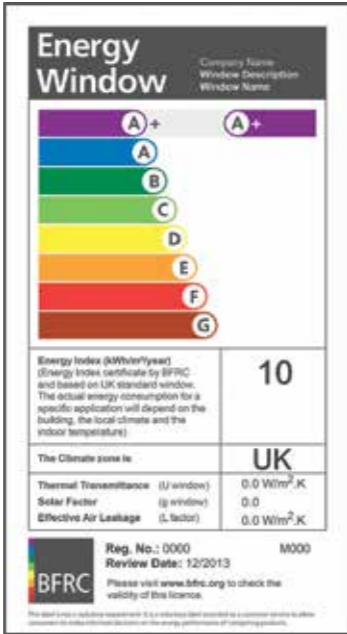
Most people are familiar with the rainbow 'energy label' on white goods such as fridges and washing machines. These also apply to windows and doors.

A window energy rating of A+10 or above is considered to be the best in class for energy efficiency. This equates to A+ with BFRC. So when choosing your windows, look for the energy rating label with A+.

To calculate how much you could save use the online energy calculator at [www.deceuninck.co.uk](http://www.deceuninck.co.uk)

Our Traditional 2500 double glazed windows achieve superb thermal performance with A+ energy ratings. We also offer triple glazed windows for the best in energy efficiency and comfort in the home.

\* [www.energysavingtrust.org.uk](http://www.energysavingtrust.org.uk)



# Traditional 2500 - smooth and stylish simplicity

Our Traditional 2500 window and door range is a firm favourite with our customers. Smooth and stylish, they are proven to stand the test of time.

This range is available in White and 19 colourways as standard. See page 5. Our suite of windows and doors comes with matching ancillaries, trims and accessories plus a wide choice of complementary hardware to complete the look.

## Perfectly balanced

We take our inspiration from the buildings and environment around us. So our designs are flexible, versatile and created to suit contemporary homes and period properties alike.

Good window design extends to the symmetry of window sightlines. Equal sightlines add balance and harmony, giving a cleaner view from the outside in, and from the inside looking out. It means our windows look less cluttered and more symmetrical.

All our products undergo rigorous tests to ensure they are of the highest quality, durability and reliability. So your windows and doors will stay beautiful for longer, with very little maintenance. They are also all recyclable.



# Keeping unwelcome visitors out

You need to feel you are safe and secure in your own home, so it's good to know that we take security very seriously.

Making sure your windows and doors are secure can be a major deterrent to opportunistic thieves and burglars.


All our windows and doors are manufactured to Secured by Design standards, helping protect your property for complete peace of mind.



Our wide range of modern, contemporary and period style windows incorporate the latest built-in safety features, including internal glazing and a locking system for ultimate protection. To provide enhanced resistance to forced entry, all our windows and doors are fitted with hinge protectors at the back of the sash.

We've taken the latest anti-bump, anti-snap cylinder technology and built it straight into our doors, and all fitted as standard equipment.

We also offer various glass and hardware options for you to choose from to make your home as safe as possible.

























# Traditional 2500 - Colours

Our Traditional 2500 colours come in a unique range of foils in **20 colourways** for our full suite of windows and doors. Complete with colour matching ancillaries, trims and accessories windows and doors have never looked so pretty.

Supplied from stock, everything - windows, doors, and Slider24 patio door - arrives together to minimise inconvenience and disruption.

 ANTHRACITE SMOOTH MATT / WHITE PVC	 ANTHRACITE SMOOTH MATT BOTH SIDES	 GOLDEN OAK / WHITE PVC	 GOLDEN OAK BOTH SIDES
 ANTHRACITE GRAINED / WHITE PVC	 ANTHRACITE GRAINED BOTH SIDES	 IRISH OAK / WHITE PVC	 IRISH OAK BOTH SIDES
 BLACK ASH / WHITE PVC	 BLACK ASH BOTH SIDES	 CHARTWELL GREEN BOTH SIDES	 CHARTWELL GREEN / WHITE PVC
 ROSEWOOD / WHITE PVC	 ROSEWOOD BOTH SIDES	 CLASSIC CREAM / WHITE PVC	 CLASSIC CREAM BOTH SIDES
 NUT TREE / WHITE PVC	 NUT TREE BOTH SIDES	 WHITE GRAIN / WHITE PVC	 WHITE GRAIN BOTH SIDES

With an extensive selection of colours and colourways, we help you choose the perfect colour palette for your home.


- Colours include the beautiful woodgrains, Classic Cream, Chartwell Green, Irish Oak, Anthracite Grey, and the unique Nut Tree. Just feel our authentic woodgrain foils.
- Extremely durable and a 10 year manufacturer's guarantee means your new windows and doors will stay looking beautiful for years, giving you ultimate peace of mind.

Colour	Nearest Ral	Renolit Ref	Colour	Nearest Ral	Renolit Ref
Anthracite Smooth Matt	RAL 7016	S30.30.70.0065	Golden Oak	N/A	S30.30.11.0031
Anthracite Grained	RAL 7016	S30.30.10.0054	Irish Oak	N/A	S30.30.11.0109
Black Ash	RAL 8022	S30.30.10.0078	Chartwell Green	RAL 6021	S30.30.10.0224
Rosewood	N/A	S30.30.11.0059	Classic Cream	RAL 9001	S30.30.70.0006
Nut Tree	N/A	S30.30.11.0033	White Grain	RAL 9010	S30.30.70.0005


We have produced the colour swatches as accurately as printing will allow. Please ask to see our swatch book for precise reference.

# Choose the windows and doors to suit your home


## French Doors




## Residential Doors




## Patio Doors



## Tilt and Turn Windows



## Casement Windows



# Choosing the right glass for your home



Minster glass



Contora glass



Stippolyte glass

A wide range of glass effects are available so you can more closely match the pattern you prefer. All glass options are available toughened or laminated for safety and security.

## Leaded and Georgian

The design of your windows and doors have a big impact on the overall appearance of your home. Whatever the age of your property the original windows and doors were designed to harmonise with it. So it's important to consider what will look right for the building when you replace them. The right design and look can preserve or enhance the value of your home.



Square leaded




Diamond leaded

Were the original windows leaded perhaps, or did they have Georgian bars?



Internal Georgian Bars



External Georgian Bars


## Sightlines

Good window design extends to the symmetry of window sightlines.

Equal sightlines add balance and harmony – a subtle touch which adds value to any home.



Equal Sightlines



Unequal Sightlines